

STORMGUARD™

IMPACT-RATED DOORS

IMPACT-RATED ENTRY DOOR & GLASS



 *Masonite*®
the beautiful door™



STORM GUARD™


IMPACT-RATED DOORS

Living on the coast is one of life's luxuries. Upgrading home construction in areas prone to high winds and hurricanes provides peace of mind during times of severe weather activity.

Masonite engineered Storm Guard™ impact-rated smooth and textured fiberglass doors, featuring CoreShield™ Technology and Masonite steel doors meet strict building code requirements without compromising beauty.

The Wind-Borne Debris Region (WBD) and High Velocity Hurricane Zones (HVHZ) have specific test requirements for doors.

- Florida Wind-Borne is defined as 140 mph winds or 130 mph within 1 mile of the coast
- HVHZ is specific to hurricane rated winds in Florida's Dade and Broward counties



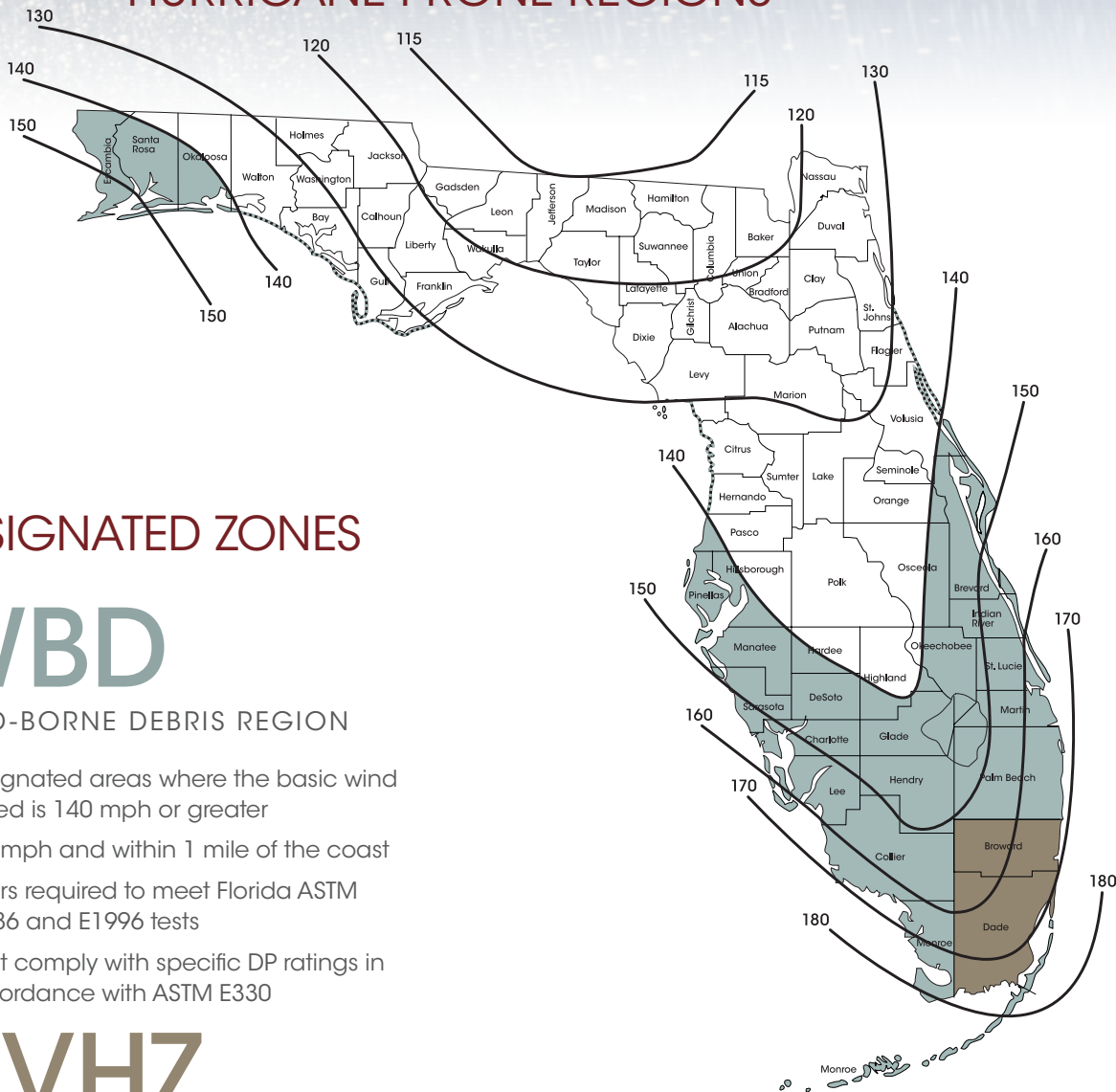
CoreShield™ Technology

An additional layer of protection on Storm Guard fiberglass doors that adds protection and meets the most stringent building codes



Masonite Storm Guard™ doors are designed specifically for coastal area homeowners and comply with High Velocity Hurricane Zones (HVHZ) or Wind-Borne Debris region (WBD). Choose from a variety of fiberglass and steel doors.

HURRICANE PRONE REGIONS



DESIGNATED ZONES

WBD

WIND-BORNE DEBRIS REGION

- Designated areas where the basic wind speed is 140 mph or greater
- 130 mph and within 1 mile of the coast
- Doors required to meet Florida ASTM E1886 and E1996 tests
- Must comply with specific DP ratings in accordance with ASTM E330

HVHZ

HIGH VELOCITY HURRICANE ZONE

- Dade and Broward counties (FL)
- Doors required to meet Florida TAS 201 and 203 test standards
- Must comply with specific DP ratings in accordance with TAS 202

NOTES:

- Values are nominal design 3-second gust wind speeds in miles per hour (m/s) at 33 ft. (10m) above ground for Exposure C category.
- Linear interpolation between contours is permitted.
- Islands and coastal areas outside the last contour shall use the last wind speed contour of the coastal area.
- Mountainous terrain, gorges, ocean promontories, and special wind regions shall be examined for unusual wind conditions.
- Wind speeds correspond to approximately a 7% probability of exceedance in 50 years (Annual Exceedance Probability = 0.00143, MRI = 700 years).

STORM GUARD™

IMPACT-RATED DOORS



Storm Guard™
Textured
Fiberglass
Mahogany
Fir & Oak

- real wood appearance in oak, fir or mahogany textures
- ideal for staining
- all Storm Guard™ fiberglass doors are constructed with composite-edge stiles and rails
- resists water absorption, rotting, warping & splitting

FIBERGLASS DOORS



Coming Soon

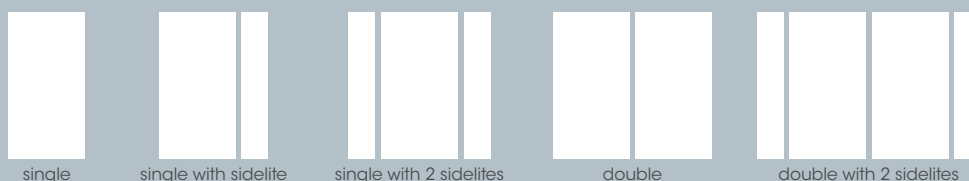
Available **NOW**

PROTECTED BY **CORESHIELD™** TECHNOLOGY


SERIES	WIND-BORNE DEBRIS		HVHZ	
	NO GLASS	IMPACT GLASS	NO GLASS	IMPACT GLASS
FIBERGLASS ENTRY DOORS				
Storm Guard™ Smooth	•	•	+	+
Storm Guard™ Textured (Fir, Mahogany & Oak)	•	•	+	+
STEEL-EDGE STEEL ENTRY DOORS				
Storm Guard™ Masonite® HD Steel	•	•	•	•

+ Requires a fiberglass door with Core Shield™ construction.

Approved
6'8" & 8'0"
Configurations



All Storm Guard™ fiberglass doors are constructed with composite-edge stiles and rails that resist water absorption, rotting, warping & splitting.



Storm Guard™ Smooth Fiberglass

- Superior smooth finish
- Ideal for painting

STEEL-EDGE STEEL DOORS



Storm Guard™ Masonite® HD

- Primed ready to paint

CHELSEA™



CUZCO®



ELEMENT®



KORDELLA®



MARCO™



NAPLES®



Glass Designs	Code	Caming															
			106-1	106-1P	106-2	106-3	120-X	122-X	137-3	137-4	137-6	304-2	304-3	404-1	404-2	129-1	151-X
Chelsea™	341	AB															
Cuzco®	364	AB	•	•	•	•											
Element®	328	AB	•	•	•	•											
Frontier™	312	AB	•	•	•	•											
Kordella®	686	AB	•	•	•	•											
Marco™	331	AB	•	•	•	•											
Naples®	366	AB	•	•	•	•											
Zavalla®	537	P															

Protect your home from weather related damage with Masonite's impact-rated glass without compromising beauty.

STORM GUARD™

IMPACT-RATED DOORS

FRONTIER™



312•AB
antique black
caming

ZAVALLA®



537•P
platinum
caming

- Masonite impact-rated glass utilizes standard lite cut-outs
- All glass sealed units are made with laminated impact glass and tested against stringent insulated glass standards
- All lite frames for laminated glass are almond and are stainable or paintable

All glass designs available **NOW**

See Glass Price Book for pricing.

Glass Designs	8'0"		8'0"		8'0"		8'0"		8'0"		8'0"	
	152-X	450-1	122-1	122-2	404-1	404-1P	404-2	810-X	820-X	450-1	852-X	
Chelsea™	•	•	•	•	•	•	•	•		•	•	
Cuzco®	•	•	•	•	•	•	•	CS		•	CS	
Element®	•	•	•	•	•	•	•	CS		•	CS	
Frontier™	•	•			•	•	•			•		
Kordella®	•	•	•	•	•	•	•	CS		•	CS	
Marco™	•	•			•	•	•			•		
Naples®	•	•	•	•	•	•	•	•		•	•	
Zavalla®	•	•	•	•	•	•	•	•		•	•	

PRIVACY RATING



ALSTON[®]




GEORGIAN[™] brass



GEORGIAN[™] platinum



PANAMA[®] brass



PANAMA[®] platinum



ROZET[™]



Glass Designs	Code	Caming															
			106-1	106-1P	106-2	106-3	120-X	122-X	137-3	137-4	137-6	304-2	304-3	404-1	404-2	129-1	151-X
Alston [®]	338	AB	•	•	•	•	•	•	•	•	•	•	•	•	•	•	
Georgian [™]	515	B	•	•	•	•	•	•	•	•	•	•	•	•	•	•	
Georgian [™]	517	P	•	•	•	•	•	•	•	•	•	•	•	•	•	•	
Madrid [®]	900	AB	•	•	•	•	•	•	•	•	•	•	•	•	•	•	
Marquise [®]	778	P	•	•	•	•	•	•	•	•	•	•	•	•	•	•	
Panama [®]	724	B	•	•	•	•	•	•	•	•	•	•	•	•	•	•	
Panama [®]	725	P	•	•	•	•	•	•	•	•	•	•	•	•	•	•	
Rozet [™]	467	AB	•	•	•	•	•	•	•	•	•	•	•	•	•	•	
Sonnet [™]	472	P	•	•	•	•	•	•	•	•	•	•	•	•	•	•	

Protect your home from weather related damage with Masonite's impact-rated glass without compromising beauty.

STORM GUARD™

IMPACT-RATED DOORS

MADRID®



537•AB
antique black
caming

MARQUISE®



778•P
platinum
caming

SONNET™



472•P
platinum
caming

- Masonite impact-rated glass utilizes standard lite cut-outs
- All glass sealed units are made with laminated impact glass and tested against stringent insulated glass standards
- All lite frames for laminated glass are almond and are stainable or paintable

All glass designs available **NOW**

See Glass Price Book for pricing.

Glass Designs	80"		80"								
	152-X	450-1	122-1	122-2	404-1	404-1P	404-2	810-X	820-X	450-1	852-X
Alston®	•	•	•	•	•	•	•	•	•	•	•
Georgian™	•	•	•	•	•	•	•	•	•	•	•
Georgian™	•	•	•	•	•	•	•	•	•	•	•
Madrid®	•	•	•	•	•	•	•	•	•	•	•
Marquise®	•	•	•	•	•	•	•	•	•	•	•
Panama®	•	•	•	•	•	•	•	•	•	•	•
Panama®	•	•	•	•	•	•	•	•	•	•	•
Rozet™	•	•	•	•	•	•	•	•	•	•	•
Sonnet™	•	•	•	•	•	•	•	•	•	•	•

PRIVACY RATING




Storm Guard™ Impact-Rated Doors


TEXTURED glass



CLEAR glass



CHORD



QUILL



PEAR



PEARL



CLEAR GLASS

	Glass Designs	Code	Caming															
				106-1	106-1P	106-2	106-3	120-X	122-X	137-3	137-4	137-6	304-2	304-3	404-1	404-2	129-1	151-X
TEXTURES	Chord	115	T	•	•	•	•		•						•	•	•	•
	Pear	116	T	•	•	•	•		•						•	•	•	•
	Pearl	140	T	•	•	•	•		•						•	•	•	•
	Quill	119	T	•	•	•	•		•						•	•	•	•
ESSENTIA	Clear Lites	010		•	•	•	•	•	•	•	•	•	•	•	•	•	•	•
	SDL	SXX		•	•	•	•	•	•	•	•	•	•	•	•	•	•	•
LINEA	Prairie SDL	SXXP							•	•					•	•	•	•
	Internal Grids	XXI		•	•	•	•	•	•	•					•	•	•	•
	Craftsman Internal Grids	XXC		•	•	•	•	•	•	•					•	•	•	•
	Prairie Internal Grids	XXP		•	•	•	•	•	•	•					•	•	•	•
	Internal Grids			•	•	•	•	•	•	•					•	•	•	•

SDL 1-1/8" bars



INTERNAL grids



SMOOTH SDL

TEXTURED SDL

CRAFTSMAN internal grids



	80"		80"					80"		80"	
Glass Designs	152-X	450-1	122-1	122-2	404-1	404-1P	404-2	810-X	820-X	450-1	852-X
Chord	•	•	•	•	•	•	•	CS		•	CS
Pearl	•	•	•	•	•	•	•	CS		•	CS
Pearl	•	•	•	•	•	•	•	CS		•	CS
Quill	•	•	•	•	•	•	•	CS		•	CS
Clear Lites	•	•	•	•	•	•	•	•	•	•	•
SDL	•	•	•	•	•	•	•	•	•	•	•
Prairie SDL	•	•	•	•	•	•	•	•	•	•	•
Internal Grids	•	•	•	•	•	•	•	•	•	•	•
Craftsman Internal Grids	•	•	•	•	•	•	•	•	•	•	•
Prairie Internal Grids	•	•	•	•	•	•	•	•	•	•	•

All glass designs available **NOW**

See Glass Price Book for prices.



PROTECTED BY
CORESHIELD™
TECHNOLOGY

MASONITE'S COMMITMENT

We are constantly at the forefront of door design, creating new and innovative products that add style and value to every home. Our products are designed and constructed to exacting standards making them as durable as they are beautiful.

Design your door
with
Max

Masonite Xpress ConfiguratorSM

Browse thousands of door styles, glass options and more to create your dream door in just a few clicks. Visit masonite.com for full offering.

Masonite®, Masonite. The Beautiful Door.®, Belleville®, CoreShield™, Sta-Tru®, Storm Guard™, Masonite Expo™, Masonite Classic™, Masonite Linea™, Masonite Essentia™, Masonite Panels™, Alston®, Chelsea®, Cuzco®, Element®, Flora Crest™, Frontier™, Georgian®, Kordella®, Madrid®, Marco™, Marquise®, Naples®, Panama®, Rozel™, Sonnet™, Zavalla®, Max® and Max. XPress Configurator® are trademarks of Masonite International Corporation. Please check with your Masonite dealer or distributor for current warranty terms and conditions. Our continuing program of product improvement makes specification, design and product detail subject to change without notice.

9/16 Printed in the USA ©2016 Masonite International Corporation

For more information contact:
1-800-663-DOOR (1-800-663-3667)
9a – 5p Mon – Fri EST
www.masonite.com

 *Masonite*[®]
the beautiful door™